

Investment Strategy

Fund Information

Fund name:	LOYS Innovation Leaders P
Share class:	Share class P / Retail Share Class
WKN:	A412SP
ISIN:	DE000A412SP7
Valor:	None
Information Agent:	LOYS AG
Net-Asset-Value (NAV):	26.82 EUR
Agio:	5.00 %
Management fee:	0.80 %
Ongoing Charges:	None
Distribution policy:	Retention
Incentive fee:	10 % (High-Water-Mark)
Date of inception:	12. May 2025
AuM in Strategy:	2.4 million EUR
Liquidity / Price fixing:	Daily

* management fees cover all fund expenditures, no hidden fees

Facts and Figures (gross)

Performance 1 year	9.6 %
Performance 3 years	-
Performance 5 years	-
Performance 10 years	-
Performance YTD	6.0 %
Performance since 12.05.2025	7.3 %
Best month*	3.2 %
Worst month*	-3.5 %
Ratio of positive months*	35.7 %
longest losing period*	3 months
maximum drawdown*	-9.4 %
Volatility*	10.2 %

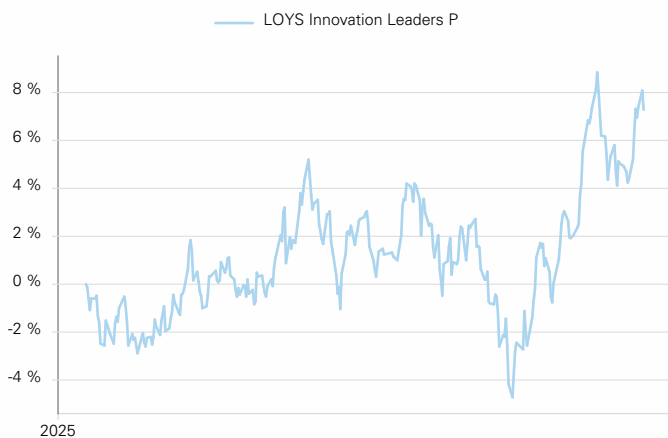
*observation period: since 12. May 2025

Fund Management Commentary

June saw a slight decline in the net asset value of the LOYS Innovation Leaders fund. The month was marked by a ceasefire between Israel, the U.S., and Iran. Crude oil prices fell sharply as a result. Gold and silver are also trending downward. Meanwhile, bond markets stabilized, with the 10-year German government bond now trading below 3% again. The biggest winner of the month was the U.S. dollar, which gained significantly, particularly against the euro. Meanwhile, the stock markets had a rather lackluster four weeks. Both the DAX and the S&P 500 posted monthly losses.

LOYS Innovation Leaders (gross)¹

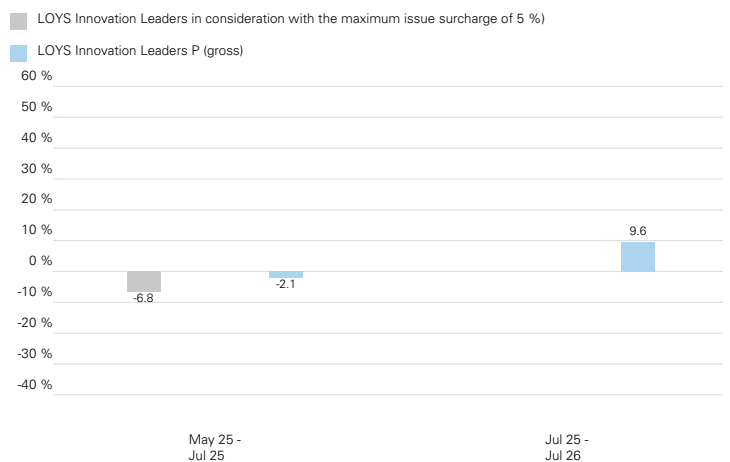
Rolling 12 months intervals (gross)¹



Timeframe: May 2025 - July 2026

Source: Hauck & Aufhäuser Privatbankiers KGaA, LOYS AG

As of: 07.07.2026








Source: LOYS AG






As of: 07.07.2026

Portfolio Overview LOYS Innovation Leaders






TOP-5-HOLDINGS (07.07.2026)

KNORR		4.18 %
Akamai Techn.		3.47 %
ACM		3.02 %
RepliGen Corp.		2.99 %
Progress Software Corp		2.81 %

Country-Allocation (07.07.2026)

USA		56.23 %
Deutschland		12.91 %
Japan		8.02 %
Schweden		6.32 %
Schweiz		3.45 %

Industries-Allocation (07.07.2026)

Information Technology		44.11 %
Health Care		25.79 %
Industrials		12.51 %
Consumer Discretionary		7.82 %
Communication Services		4.84 %

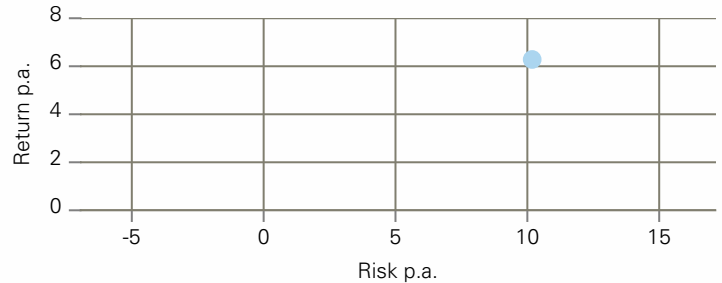
Performance in Percent (gross)

Year	Jan	Feb	Mar	Apr	May	Jun	Jul	Aug	Sep	Oct	Nov	Dec	Year
2026	-0.0	1.3	-6.1	3.9	7.3	-0.9	0.8	-	-	-	-	-	6.0

Rolling 5-year Intervals (gross)

This fund does not yet have the sufficient history.

Return/Risk Diagram



● LOYS Innovation Leaders P

Timeframe: May 2025 - July 2026

Source: Bloomberg, Hauck Authäuser Lampe Privatbank AG

LOYS AG at a Glance

Company Philosophy

- Owner-managed independent company with aligned interests
- Board and management are invested in the funds
- Specialization on equity markets
- Fair and transparent fee structure

Investment Philosophy

- Active and consequent fund management
- Value driven, fundamental bottom-up approach
- Investments are defined by quantitative and qualitative factors
- Consistent execution of investment decisions

Fund Manager

- Highly experienced Fund Management
- Proven, successful track-record
- Continuous outperformance of MSCI World Index
- Backed by experienced, qualified investment team

Contact

LOYS AG
 Barckhausstr. 10
 60325 Frankfurt am
 Main
 T: 069-2475444-0
 F: 069-2475444-19
 Mail: info@loys.de
www.loys.de

Important Information:

Sales documents for the fund are available free of charge from:

LOYS AG
Barckhausstr. 10
60325 Frankfurt am Main

Hauck & Aufhäuser Fund Services S.A.
1c, rue Gabriel Lippmann
5365 Munsbac

Hauck Aufhäuser Lampe Privatbank AG, Niederlassung Luxemburg
7, rue Gabriel Lippmann
L-5365 Munsbach

Hauck Aufhäuser Lampe Privatbank AG
Kaiserstraße 24
60311 Frankfurt am Main

Existing memberships of the LOYS AG:

