

Investment Strategy

The LOYS Global System fund's investment strategy takes advantage of undervalued, high-quality securities in the global stock markets. The investment universe includes stocks in all sectors and geographies irrespective of benchmark constraints. Based on rigorous fundamental analysis the fund invests in significantly undervalued companies with a sustainable, competitive business model and shareholder-friendly management. The individual equities in the portfolio are weighted according to their relative attractiveness as measured by discount to intrinsic value and quality of the company. The portfolios constructed carefully taking into account liquidity requirements and diversification across market capitalizations, geographies and sectors. The fund's goal is a broad diversification with single positions actively not weighted more than 2.5% in the fund. The fund aims to be fully invested at all times.

Fund Information

Fund name:	LOYS Sicav - LOYS Aktien Global P
Share class:	Share class P / Retail Share Class
WKN:	A1J9LN
ISIN:	LU0861001260
Valor:	20187733
Information Agent:	LOYS AG
Net-Asset-Value (NAV):	40.77 EUR
Agio:	5.00 %*
Management fee:	0.80 %
Ongoing Charges:	1.88 %
Distribution policy:	Payout
Incentive fee:	10 % (High-Water-Mark)
Benchmark:	MSCI World EUR (NTR)
Date of inception:	02. January 2013
AuM in Strategy:	95.5 million EUR
Liquidity / Price fixing:	Daily

* Your Advisor / your Bank can receive up to 100% of this fee

Facts and Figures (gross)¹

Performance 1 year	-5.9 %
Performance 3 years	-8.3 %
Performance 5 years	4.2 %
Performance 10 years	-
Performance YTD	-17.8 %
Performance since 02.01.2013	67.1 %
Best month*	+13.1 %
Worst month*	-21.7 %
Ratio of positive months*	66.7 %
longest losing period*	4 months
maximum drawdown*	-36.1 %
Volatility*	13.2

¹observation period: since creation of the share class

Fund Management Commentary

With a minus of around 0.5 percent, the LOYS Aktien Global has been able to pull itself out of the affair in a respectable manner over the past four weeks. Meanwhile, July has provided figures on the corona collapse of the economy. In Germany the economic output fell by 10.1% in the second quarter, while the contraction in the US was 9.5%. The euro zone was hit even harder, with its economy slumping by 12.1%. Many company figures point to drastic declines in sales and above all profits, especially in industry, trade and tourism. In contrast, the Internet and digital economy has fared much better and in some cases even managed to grow despite the economic slump. Recently attention has been drawn to the decline in value of the US dollar after the US failed to stabilize the corona case numbers.

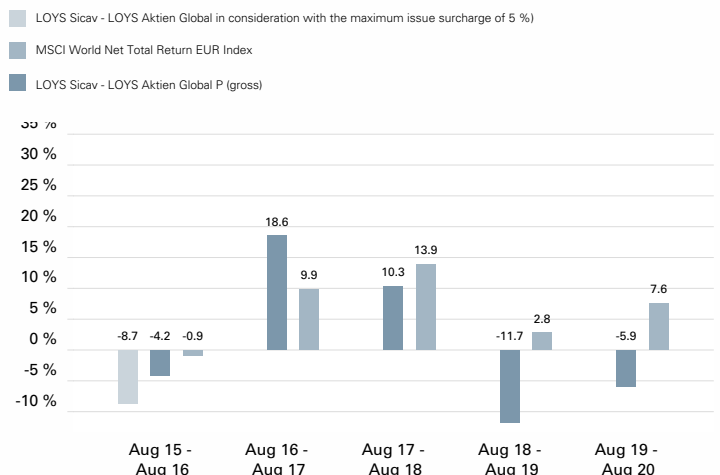

Ufuk Boydak


Dr. Christoph Bruns

Comparison of LOYS Aktien Global (gross)¹



Outperformance to MSCI World TR net €¹



Source: Bloomberg, Hauck & Aufhäuser Investment Gesellschaft S.A.

As of: 07.08.2020

Portfolio Overview LOYS Aktien Global

TOP-5-HOLDINGS (31.07.2020)

Brunel	2.91 %
Ascom AG	2.84 %
RHI AG	2.81 %
König & Bauer	2.58 %
MAX Automation	2.43 %

Country-Allocation (31.07.2020)

USA	32.41 %
Germany	12.64 %
Japan	12.31 %
France	8.49 %
Netherlands	7.23 %

Industries-Allocation (31.07.2020)

Information Technology	30.03 %
Industrials	23.09 %
Consumer Discretionary	13.11 %
Health Care	9.86 %
Consumer Staples	6.50 %

Source: Hauck & Aufhäuser Investment Gesellschaft S.A.

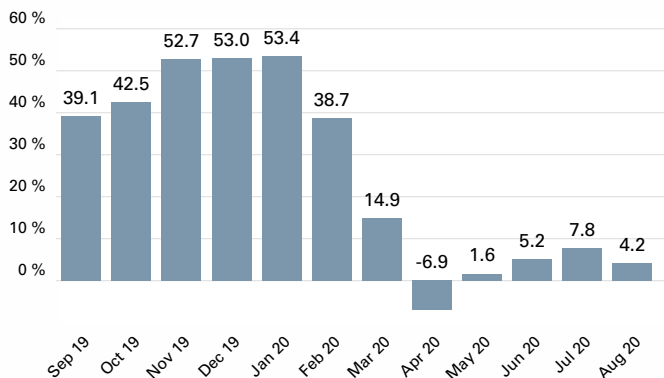
Performance in Percent (gross)¹

Year	Jan	Feb	Mar	Apr	May	Jun	Jul	Aug	Sep	Oct	Nov	Dec	Year
2013	1.4	0.6	3.4	0.2	2.9	-2.1	2.0	0.4	4.7	3.1	1.1	-0.4	18.3
2014	1.2	2.5	1.0	1.4	3.3	0.4	-1.0	0.9	-0.4	-2.1	2.7	1.7	12.2
2015	6.8	5.7	4.5	-0.2	4.2	-3.8	2.0	-6.5	-4.5	8.7	3.6	-2.4	18.3
2016	-8.1	0.9	5.3	0.7	2.0	-6.2	5.2	0.3	0.4	-0.3	2.7	5.4	7.4
2017	0.9	3.0	1.7	3.0	0.7	-2.0	-0.7	-2.4	5.2	1.6	0.2	1.4	13.3
2018	0.5	-0.3	-2.4	3.2	3.0	-1.3	2.4	0.1	-2.5	-8.7	-0.2	-9.8	-15.7
2019	12.2	2.1	-0.7	7.2	-7.4	0.7	1.3	-2.9	3.6	1.8	5.8	1.1	26.1
2020	-2.8	-8.4	-21.7	13.1	0.9	1.6	-0.3	-	-	-	-	-	-17.8

Source: CleverSoft FondsDB™

As of: 07.08.2020

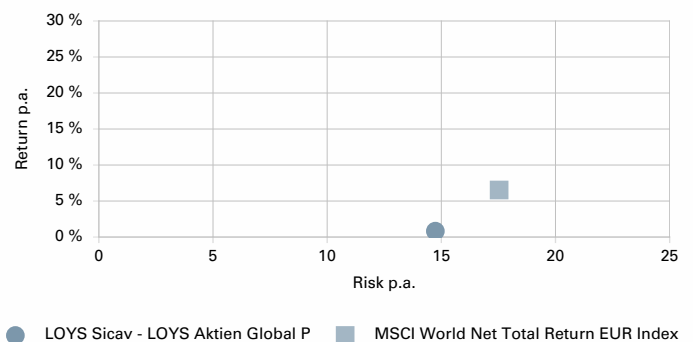
Rolling 5-year Intervals (gross)¹



Source: CleverSoft FondsDB™; as per end of month

As of: 07.08.2020

Return/Risk Diagram



Timeframe: August 2015 - August 2020

Source: Bloomberg, Hauck & Aufhäuser Privatbankiers AG

As of: 07.08.2020

LOYS AG at a Glance

Company Philosophy

- Owner-managed independent company with aligned interests
- Board and management are invested in the funds
- Specialization on equity markets
- Fair and transparent fee structure

Investment Philosophy

- Active and consequent fund management
- Value driven, fundamental bottom-up approach
- Investments are defined by quantitative and qualitative factors
- Consistent execution of investment decisions

Fund Manager

- Highly experienced Fund Management
- Proven, successful track-record
- Continuous outperformance of MSCI World Index
- Backed by experienced, qualified investment team

Contact



LOYS AG

Stau 142
26122 Oldenburg
T: 0441-92586 - 0
F: 0441-92586 - 11
Mail: info@loys.de
www.loys.de

Important Information:

¹The gross value development (BVI method) takes into account all costs incurred at fund level (for example, the management fee) with the exception of any front-end load that may be incurred (this is otherwise marked separately). Additional costs may be incurred individually at customer level (e.g. custody account fees, commissions and other fees). Model calculation (net): One investor would like to purchase units for EUR 1000. With a maximum initial sales charge of 5%, he or she must spend a one-off of EUR 50. Additionally, custody account costs may be incurred which affect the performance of the portfolio reduce the deposit costs. The custody account costs result from the price and service list of your Bank. This document is for informational purposes only and does not constitute an offer or solicitation of an offer for the LOYS Sicav - LOYS Aktien Global and may not be used as an offer or solicitation. Predictive statements are based on assumptions. Since all assumptions, predictions and statements simply reflect the current view of future events, they are quite naturally subject to inherent risks and uncertainties. Thus, they should not be regarded as guarantees or promises regarding future performance. Investors are alerted that future performance can vary greatly from past results. Especially performance results referring to a period of less than twelve months (Year-to-date-performance, start of investment fund within the last twelve months) does not reliably indicate future results due to the short period of comparison. Hence, the future performance of the investment cannot be guaranteed. Sole basis for the purchase of units are the offering documents of this product (the latest prospectus, the Key Investor Information Document, the latest statement of accounts and - if older than 8 months - the latest half-year review) that can be requested free of charge from LOYS AG, Stau 142, D-26122 Oldenburg, from HAUCK & AUFHÄUSER INVESTMENT GESELLSCHAFT S.A., R.C.S.LUXEMBURG NR. B. 31.093, 1c, rue Gabriel Lippmann, L - 5365 Munsbach, as well as from representative in Switzerland ACOLIN Fund Services AG, Leutschenbachstrasse 50, 8050 Zurich, www.acolin.ch and from the paying agent in Switzerland, Frankfurter Bankgesellschaft (Schweiz) AG, Börsenstrasse 16, Postfach, 8022 Zürich. The paying and information agent in Germany is Hauck & Aufhäuser Privatbankiers KGaA, Kaiserstraße 24, D-60311 Frankfurt am Main.

The units issued by this fund may only be offered for purchase or sold in jurisdictions in which such offer or sale is permitted. The units of this fund may not therefore be offered for purchase or sold within the USA or to or for the account of US citizens or US persons domiciled in the USA. This document and the information contained herein may not be distributed in the USA. The distribution and publication of this document and the offering or sale of the fund's units may be subject to restrictions in other jurisdictions as well.

The sales documents of the fund can be obtained free of charge from:
and paying agent in Switzerland

LOYS AG
Stau 142
26122 Oldenburg

and by the

LOYS Investment S.A.
1c, rue Gabriel Lippmann
5365 Munsbach

as well as

Schweizer Vertreter ACOLIN
Fund Services AG
Leutschenbachstrasse 50
8050 Zürich
www.acolin.ch

Frankfurter Bankgesellschaft (Schweiz) AG
Börsenstrasse 16
Postfach
CH-8022 Zürich

These documents may also be obtained from
the German Paying and Information Agent

Hauck & Aufhäuser Privatbankiers KGaA
Kaiserstraße 24
D-60311 Frankfurt am Main

Member of:

