

Investment Strategy

The investment strategy of the LOYS Global MH Fund may generally be categorized as "Long/Short Equity, long biased". Our edge is the identification and exploitation of undervalued stocks on the international developed equity markets. Our investment universe thereby is not limited to specific countries or sectors; in principle any stock exchange traded company all around the world can be a potential investment. On basis of a fundamental bottom-up analysis, the fund will trade equity that is significantly undervalued. We demand a margin of safety and do not enter a new position until we have identified a high-quality share that trades with at least 30% discount to its fair value. The foremost criteria for the portfolio composition is the absolute attraction of the traded company itself, which is measured by the degree of the undervaluation that we have identified. The composition of the fund solely depends on the number and the attraction of the available equity that meet our requirements. Accordingly, the fund does not have to be fully invested on the equity markets: whenever the portfolio manager considers that no or not enough investment opportunities are meeting our criteria described above, the fund holds cash.

Fund Information

Fund name:	Loys Global MH A
Share class:	Share Class A / Institutional
WKN:	A0H08T
ISIN:	DE000A0H08T8
Valor:	2448014
Information Agent:	LOYS AG
Net-Asset-Value (NAV):	241.83 EUR
Agio:	0.00 %
Management fee:	0.70 %
Ongoing Charges:	1.01 %
Distribution policy:	Retention
Incentive fee:	max. 10 % (High-Water-Mark)
Date of inception:	08. February 2006
AuM in Strategy:	151.4 million EUR
Liquidity / Price fixing:	Daily

Facts and Figures (gross)¹

Performance 1 year	-6.6 %
Performance 3 years	33.3 %
Performance 5 years	58.5 %
Performance 10 years	256.0 %
Performance YTD	-8.8 %
Performance since 08.02.2006	146.3 %
Best month*	+13.0 %
Worst month*	-26.1 %
Ratio of positive months*	64.7 %
longest losing period*	4 months
maximum drawdown*	-47.8 %
Volatility*	14.8

*observation period: since 08. February 2006

Fund Management Commentary

With an increase of 0.75%, the LOYS Global MH left the hectic November behind. Meanwhile, there was a lot of movement in the financial markets this recent month in autumn. While the quarterly reporting season signals a more difficult environment, interest rates fell after the US Federal Reserve announced a calmer pace. Things got turbulent on the commodity markets, where the oil price has gone to rack and ruin. At the same time natural gas experienced a brilliant upswing. The LOYS Global MH is looking forward to the end of the year in the consciousness to have a favorable rated portfolio containing quality title. Besides, in November the fund manager once again privately acquired additional fund shares in the LOYS Global MH.


Ufuk Boydak


Dr. Christoph Bruns

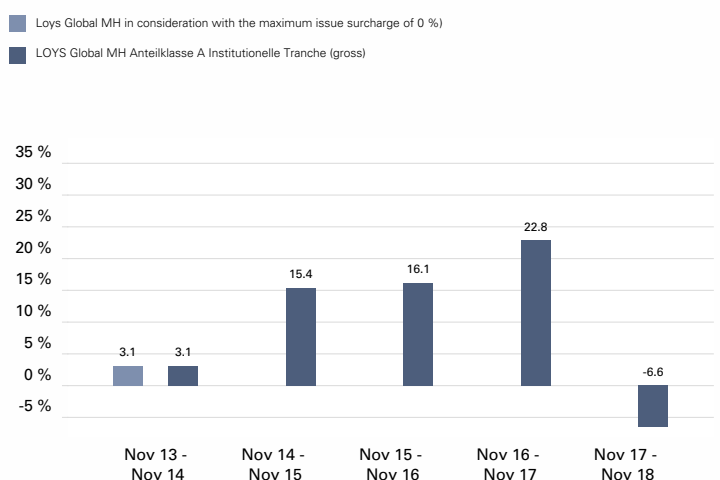
Performance LOYS Global MH (gross)¹



Timeframe: February 2006 - November 2018
Source: Hauck & Aufhäuser Privatbankiers KGaA, LOYS AG

As of: 30.11.2018

Rolling 12 months intervals (gross)¹



Source: LOYS AG

As of: 30.11.2018

Portfolio Overview LOYS Global MH

TOP-5-HOLDINGS (30.11.2018)

Bijou Brigitte	5.71 %
Einhell	5.01 %
Federated Investors	4.16 %
Proto Corp.	4.15 %
RWE	3.71 %

Country-Allocation (30.11.2018)

Germany	32.52 %
Japan	24.37 %
USA	6.99 %
South Korea	6.37 %
Netherlands	4.80 %

Source: Hauck & Aufhäuser Privatbankiers KGaA, LOYS AG

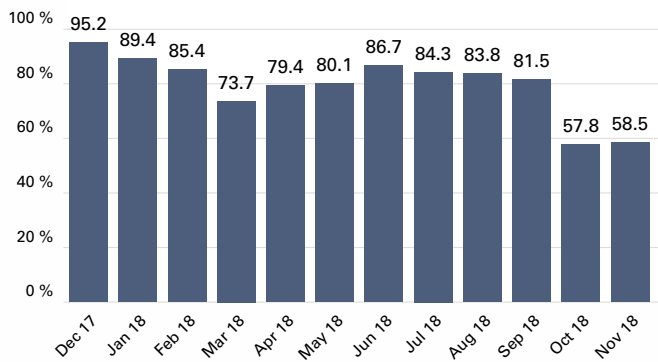
Performance in Percent (gross)¹

Year	Jan	Feb	Mar	Apr	May	Jun	Jul	Aug	Sep	Oct	Nov	Dec	Year
2008	-5.8	4.0	-4.7	1.3	3.2	-5.8	-6.8	2.9	-7.7	-26.1	5.3	13.0	-28.4
2009	-11.5	-4.6	7.2	8.9	10.2	3.4	7.7	10.3	4.7	-2.1	2.3	1.9	42.7
2010	2.6	3.8	2.4	1.7	-8.7	6.5	2.8	-0.8	3.5	3.5	-0.7	2.0	19.3
2011	-0.6	-1.2	0.0	1.0	-0.2	-2.2	2.0	-8.3	-2.0	4.4	-1.7	0.8	-8.2
2012	1.0	5.6	1.5	-1.8	-4.2	-0.7	4.8	1.8	2.0	-0.2	0.2	2.5	12.8
2013	4.5	0.5	1.3	-0.6	1.8	-5.6	3.0	-0.0	2.5	4.2	0.8	1.0	13.8
2014	3.0	-1.5	0.4	1.9	3.7	-0.1	0.2	-1.8	-1.5	-2.8	0.5	-0.0	2.0
2015	2.4	3.9	1.1	2.0	1.9	-0.7	1.9	-4.6	-5.1	6.6	5.6	-1.3	14.0
2016	-7.3	0.0	4.0	2.7	0.6	-1.0	10.2	5.7	1.8	-0.2	0.8	3.6	21.8
2017	4.0	2.2	0.2	0.9	2.7	-1.2	1.0	3.8	2.6	1.7	-0.7	2.5	21.5
2018	0.2	-0.8	-5.1	2.6	2.2	-2.1	2.0	-0.1	0.7	-8.8	0.7	-	-8.8

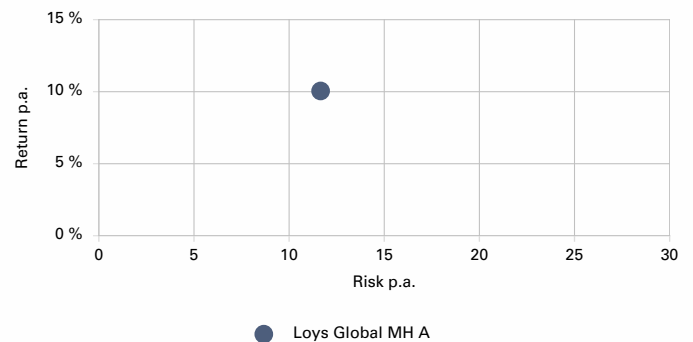
Source: CleverSoft FondsDB™

As of: 30.11.2018

Rolling 5-year Intervals (gross)



Return/Risk Diagram



LOYS AG at a Glance

Company Philosophy

- Owner-managed independent company with aligned interests
- Board and management are invested in the funds
- Specialization on equity markets
- Fair and transparent fee structure

Investment Philosophy

- Active and consequent fund management
- Value driven, fundamental bottom-up approach
- Investments are defined by quantitative and qualitative factors
- Consistent execution of investment decisions

Fund Manager

- Highly experienced Fund Management
- Proven, successful track-record
- Continuous outperformance of MSCI World Index
- Backed by experienced, qualified investment team

Contact / Awards

LOYS AG

Stau 142
26122 Oldenburg
T: 0441-92586 - 0
F: 0441-92586 - 11
Mail: info@loys.de
www.loys.de

Important Information:

¹The gross value development (BVI method) takes into account all costs incurred at fund level (for example, the management fee) with the exception of any front-end load that may be incurred (this is otherwise marked separately). Additional costs may be incurred individually at customer level (e.g. custody account fees, commissions and other fees). Model calculation (net): One investor would like to purchase units for EUR 1000. With a maximum initial sales charge of 5%, he or she must spend a one-off of EUR 50. Additionally, custody account costs may be incurred which affect the performance of the portfolio reduce the deposit costs. The custody account costs result from the price and service list of your Bank. This document is for informational purposes only and does not constitute an offer or solicitation of an offer for the LOYS Global MH and may not be used as an offer or solicitation. Predictive statements are based on assumptions. Since all assumptions, predictions and statements simply reflect the current view of future events, they are quite naturally subject to inherent risks and uncertainties. Thus, they should not be regarded as guarantees or promises regarding future performance. Investors are alerted that future performance can vary greatly from past results. Especially performance results referring to a period of less than twelve months (Year-to-date-performance, start of investment fund within the last twelve months) does not reliably indicate future results due to the short period of comparison. Hence, the future performance of the investment cannot be guaranteed. Sole basis for the purchase of units are the offering documents of this product (the latest prospectus, the Key Investor Information Document, the latest statement of accounts and - if older than 8 months - the latest half-year review) that can be requested free of charge from LOYS AG, Alte Amalienstrasse 30, D-26135 Oldenburg, from Ampega Investment GmbH, Charles-de-Gaulle-Platz 1, 50679 Köln, as well as from representative in Switzerland ACOLIN Fund Services AG, Stadelhoferstrasse 18, CH-8001 Zurich, www.acolin.ch and from the paying agent in Switzerland, Frankfurter Bankgesellschaft (Schweiz) AG, Börsenstrasse 16, Postfach, 8022 Zürich. The paying and information agent in Germany is Hauck & Aufhäuser Privatbankiers KGaA, Kaiserstraße 24, 60311 Frankfurt am Main.

The units issued by this fund may only be offered for purchase or sold in jurisdictions in which such offer or sale is permitted. The units of this fund may not therefore be offered for purchase or sold within the USA or to or for the account of US citizens or US persons domiciled in the USA. This document and the information contained herein may not be distributed in the USA. The distribution and publication of this document and the offering or sale of the fund's units may be subject to restrictions in other jurisdictions as well.

The sales documents of the fund can be obtained free of charge from:

LOYS AG
Stau 142
26122 Oldenburg

and by the

Ampega Investment GmbH
Charles-de-Gaulle-Platz 1
50679 Köln

Member of:

