

Investment Strategy

Fund Information

Fund name:	LOYS Innovation Leaders P
Share class:	Share class P / Retail Share Class
WKN:	A412SP
ISIN:	DE000A412SP7
Valor:	None
Information Agent:	LOYS AG
Net-Asset-Value (NAV):	26.84 EUR
Agio:	5.00 %
Management fee:	0.80 %
Ongoing Charges:	None
Distribution policy:	Retention
Incentive fee:	10 % (High-Water-Mark)
Date of inception:	12. May 2025
AuM in Strategy:	2.5 million EUR
Liquidity / Price fixing:	Daily

* management fees cover all fund expenditures, no hidden fees

Facts and Figures (gross)

Performance 1 year	9.6 %
Performance 3 years	-
Performance 5 years	-
Performance 10 years	-
Performance YTD	6.1 %
Performance since 12.05.2025	7.4 %
Best month*	3.2 %
Worst month*	-3.5 %
Ratio of positive months*	38.5 %
longest losing period*	3 months
maximum drawdown*	-9.4 %
Volatility*	10.1 %

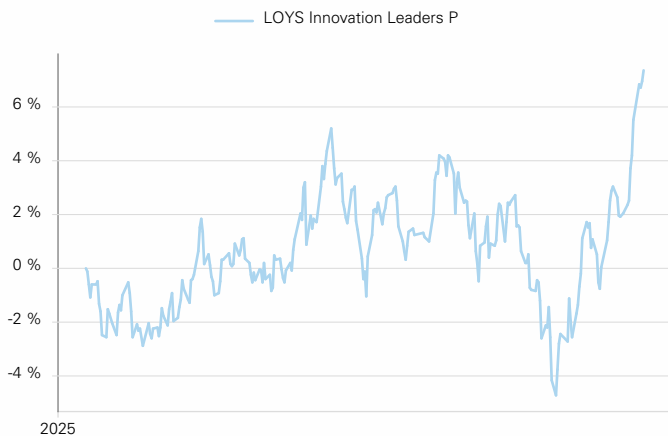
*observation period: since 12. May 2025

Fund Management Commentary

May saw an increase in the net asset value of the LOYS Innovation Leaders fund by approximately 7,3%. The month also began amid fears of a new oil crisis. Rising inflation rates and falling bond prices reflect these concerns. The stock markets, however, particularly in the U.S., appeared largely unfazed by these macroeconomic concerns. Given the high weightings of a few select stocks, fossil fuel stocks do not play a prominent role in the stock markets. Rather, so-called technology stocks are leading the way, and this sector has reported strong corporate earnings. Accordingly, U.S. stocks hit new records.

LOYS Innovation Leaders (gross)¹

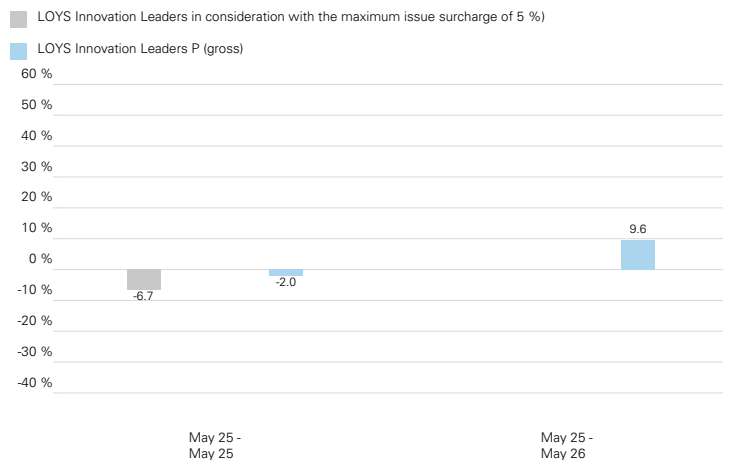
Rolling 12 months intervals (gross)¹



Timeframe: May 2025 - June 2026

Source: Hauck & Aufhäuser Privatbankiers KGaA, LOYS AG

As of: 15.06.2026








Source: LOYS AG




As of: 15.06.2026

Portfolio Overview LOYS Innovation Leaders






TOP-5-HOLDINGS (31.05.2026)

KNORR		4.03 %
Akamai Techn.		3.79 %
RepliGen Corp.		2.75 %
Enovis Corp.		2.69 %
Progress Software Corp		2.62 %

Country-Allocation (31.05.2026)

USA		53.40 %
Deutschland		13.51 %
Japan		8.11 %
Schweden		6.63 %
Italien		3.74 %

Industries-Allocation (31.05.2026)

Information Technology		42.22 %
Health Care		24.55 %
Industrials		14.04 %
Consumer Discretionary		8.60 %
Communication Services		4.41 %

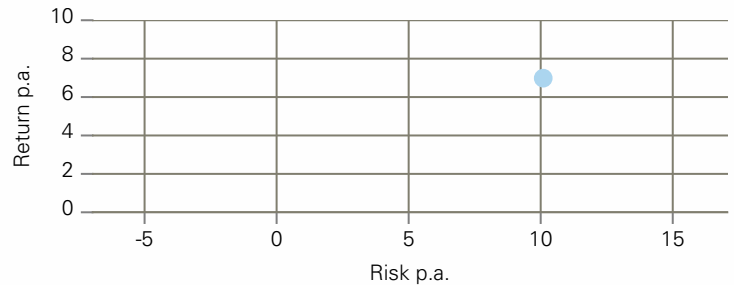
Performance in Percent (gross)

Year	Jan	Feb	Mar	Apr	May	Jun	Jul	Aug	Sep	Oct	Nov	Dec	Year
2026	-0.0	1.3	-6.1	3.9	7.3	-	-	-	-	-	-	-	6.1

Rolling 5-year Intervals (gross)

This fund does not yet have the sufficient history.

Return/Risk Diagram



● LOYS Innovation Leaders P

Timeframe: May 2025 - May 2026

Source: Bloomberg, Hauck Aufhäuser Lampe Privatbank AG

LOYS AG at a Glance

Company Philosophy

- Owner-managed independent company with aligned interests
- Board and management are invested in the funds
- Specialization on equity markets
- Fair and transparent fee structure

Investment Philosophy

- Active and consequent fund management
- Value driven, fundamental bottom-up approach
- Investments are defined by quantitative and qualitative factors
- Consistent execution of investment decisions

Fund Manager

- Highly experienced Fund Management
- Proven, successful track-record
- Continuous outperformance of MSCI World Index
- Backed by experienced, qualified investment team

Contact

Important Information:

Sales documents for the fund are available free of charge from:

LOYS AG
Barckhausstr. 10
60325 Frankfurt am Main

Hauck & Aufhäuser Fund Services S.A.
1c, rue Gabriel Lippmann
5365 Munsbac

Hauck Aufhäuser Lampe Privatbank AG, Niederlassung Luxemburg
7, rue Gabriel Lippmann
L-5365 Munsbach

Hauck Aufhäuser Lampe Privatbank AG
Kaiserstraße 24
60311 Frankfurt am Main

Existing memberships of the LOYS AG:

