

Investment Strategy

LOYS Global is an actively managed investment fund that focuses on global stock selection. The stock picking approach of the fund rests on a rigorous bottom-up research process which is accompanied by a proprietary quantitative valuation system. The main characteristics of LOYS Global are its long term focus, low turnover, high active share and a preference for undervalued companies with a strong commitment on shareholder value.

Fund Information

Fund name:	LOYS Sicav - LOYS Global P
Share class:	Share class P / Retail Share Class
WKN:	926229
ISIN:	LU0107944042
Valor:	1045557
Information Agent:	LOYS AG
Net-Asset-Value (NAV):	25.91 EUR
Agio:	5.00 %*
Management fee:	0.80 %
Ongoing Charges:	1.79 %
Distribution policy:	Payout
Incentive fee:	10 % (High-Water-Mark)
Benchmark:	MSCI World EUR (NTR)
Date of inception:	21.02.2000**
AuM in Strategy:	197.9 million EUR
Liquidity / Price fixing:	Daily

* Your Advisor / your Bank can receive up to 100% of this fee

** Since 01.01.2005 takeover by Dr. Christoph Bruns

Facts and Figures (gross)¹

Performance 1 year	-19.1 %
Performance 3 years	-9.4 %
Performance 5 years	-12.0 %
Performance 10 years	53.1 %
Performance YTD	-18.3 %
Performance since 19.02.2000	151.4 %
Best month*	+16.0 %
Worst month*	-20.1 %
Ratio of positive months*	64.0 %
longest losing period*	5 months
maximum drawdown*	-52.9 %
Volatility*	14.6

*observation period: since 19. February 2000

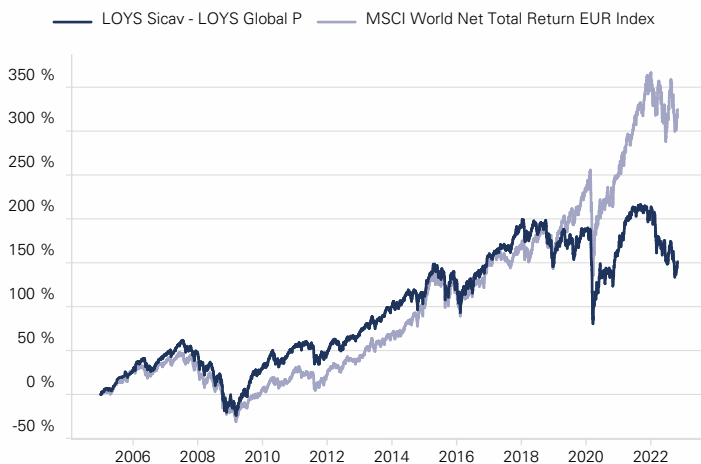
Fund Management Commentary

For LOYS Global, October brought a clear relief, as it went up by almost 6.5%. However, this month was characterized by tension on the financial markets, although in contrast to September a friendlier undertone dominated the overall development, and despite disappointments among several large internet companies such as Meta Platforms, Amazon, Google and Microsoft. Overall, solid quarterly reports from traditional industries as well as the calming down of political turmoil in the UK helped improve capital market sentiment. In addition, declining energy and commodity prices provided some relief on the energy front. The volume side for natural gas now also appears to be quite robust. Finally, the European Central Bank raised its key interest rate again to now 2%. In the past month, the LOYS Global portfolio was further streamlined, leading to an increase in the weightings of individually preferred stocks.


Dr. Christoph Bruns


Ufuk Boydak

Performance LOYS Global (gross)¹

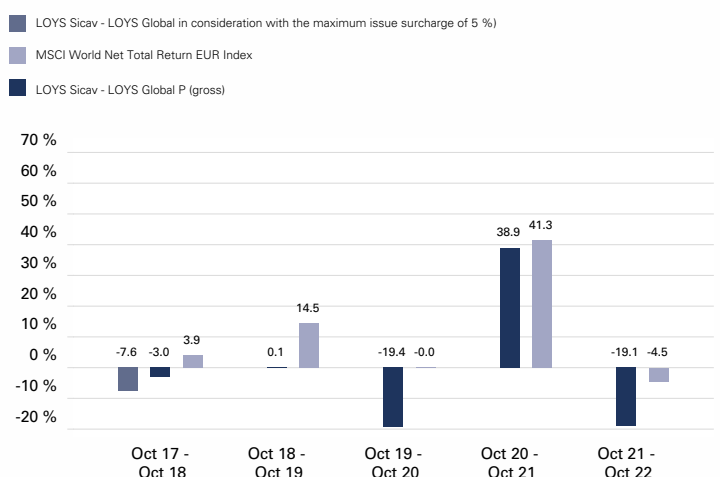


Timeframe: January 2005 - October 2022 seit Übernahme des Fondmanagements durch Dr. Christoph Bruns

Source: Bloomberg, Hauck & Aufhäuser Investment Gesellschaft S.A.

As of: 31.10.2022

Outperformance to MSCI World TR net €¹



Source: Bloomberg, Hauck & Aufhäuser Investment Gesellschaft S.A.

As of: 31.10.2022

Portfolio Overview LOYS Global

TOP-5-HOLDINGS (31.10.2022)

BP	4.59 %
Mears	4.39 %
Brunel	4.26 %
König & Bauer	4.16 %
knowit AB	4.02 %

Country-Allocation (31.10.2022)

Germany	23.93 %
Great Britain	12.93 %
Japan	11.28 %
Netherlands	8.62 %
Sweden	8.03 %

Industries-Allocation (31.10.2022)

Industrials	23.24 %
Consumer Discretionary	16.88 %
Energy	16.13 %
Information Technology	12.47 %
Health Care	5.83 %

Source: Hauck & Aufhäuser Investment Gesellschaft S.A.

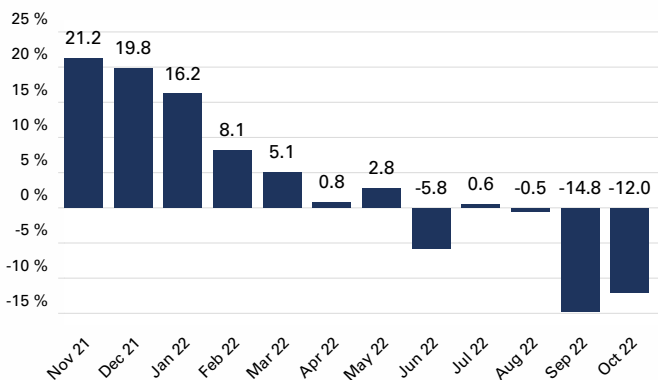
Performance in Percent (gross)¹

Year	Jan	Feb	Mar	Apr	May	Jun	Jul	Aug	Sep	Oct	Nov	Dec	Year
2012	4.4	4.6	1.0	-0.6	-4.7	-0.4	6.2	0.3	1.8	-0.4	0.7	1.3	14.7
2013	3.5	1.5	1.9	0.3	3.3	-3.3	2.3	0.2	2.8	4.2	0.5	1.1	19.6
2014	0.2	1.5	0.4	1.0	2.8	1.3	-0.3	0.6	-0.1	-2.2	2.5	-0.3	7.6
2015	5.2	3.6	2.1	1.2	0.7	-4.2	1.5	-6.0	-4.8	10.2	2.1	-3.8	6.9
2016	-8.0	-0.5	5.6	2.5	1.3	-3.3	5.6	0.8	0.5	2.4	0.2	5.0	11.9
2017	-0.9	1.9	1.7	0.6	0.4	-0.7	0.1	-1.0	5.4	3.1	0.4	1.6	13.1
2018	-0.1	-2.3	-2.8	4.6	1.1	-2.7	3.4	0.2	0.8	-6.8	-1.2	-10.2	-15.7
2019	8.3	2.3	1.1	4.1	-6.3	2.7	-0.7	-3.7	4.5	0.7	3.2	0.6	17.1
2020	-3.4	-8.3	-20.1	11.6	3.1	1.1	-4.3	6.6	-3.0	-4.7	16.0	1.9	-8.2
2021	1.5	2.9	8.6	0.0	2.1	1.4	-0.6	1.7	-0.7	-0.2	-4.5	3.8	16.4
2022	-2.1	-6.6	-2.2	-2.4	2.2	-8.8	7.7	-4.1	-8.5	6.4	-	-	-18.3

Source: CleverSoft FondsDB™

As of: 31.10.2022

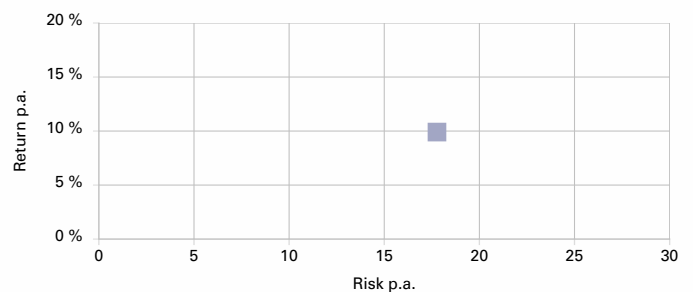
Rolling 5-year Intervals (gross)¹



Source: CleverSoft FondsDB™; as per end of month

As of: 31.10.2022

Return/Risk Diagram



● LOYS Sicav - LOYS Global P ■ MSCI World Net Total Return EUR Index

Timeframe: October 2017 - October 2022

Source: Bloomberg, Hauck Aufhäuser Lampe Privatbank AG

As of: 31.10.2022

LOYS AG at a Glance

Company Philosophy

- Owner-managed independent company with aligned interests
- Board and management are invested in the funds
- Specialization on equity markets
- Fair and transparent fee structure

Investment Philosophy

- Active and consequent fund management
- Value driven, fundamental bottom-up approach
- Investments are defined by quantitative and qualitative factors
- Consistent execution of investment decisions

Fund Manager

- Highly experienced Fund Management
- Proven, successful track-record
- Continuous outperformance of MSCI World Index
- Backed by experienced, qualified investment team

Contact

LOYS AG

Barckhausstr. 10
60325 Frankfurt am Main
T: 069-2475444-0
F: 069-2475444-19
Mail: info@loys.de
www.loys.de

Important Information:

¹The gross value development (BVI method) takes into account all costs incurred at fund level (for example, the management fee) with the exception of any front-end load that may be incurred (this is otherwise marked separately). Additional costs may be incurred individually at customer level (e.g. custody account fees, commissions and other fees). Model calculation (net): One investor would like to purchase units for EUR 1000. With a maximum initial sales charge of 5%, he or she must spend a one-off of EUR 50. Additionally, custody account costs may be incurred which affect the performance of the portfolio reduce the deposit costs. The custody account costs result from the price and service list of your Bank. Historical performance is not a reliable indicator of future performance. This document is advertising pursuant to section 31 (2) WpHG. This elaboration does not replace individual investor- and investment-oriented advice. This document is for informational purposes only and does not constitute an offer or solicitation of an offer for the LOYS Sicav - LOYS Global and may not be used as an offer or solicitation. Predictive statements are based on assumptions. Since all assumptions, predictions and statements simply reflect the current view of future events, they are quite naturally subject to inherent risks and uncertainties. Thus, they should not be regarded as guarantees or promises regarding future performance. Investors are alerted that future performance can vary greatly from past results. Especially performance results referring to a period of less than twelve months (Year-to-date-performance, start of investment fund within the last twelve months) does not reliably indicate future results due to the short period of comparison. Hence, the future performance of the investment cannot be guaranteed. Sole basis for the purchase of units are the offering documents of this product (the latest prospectus, the Key Investor Information Document, the latest statement of accounts and - if older than 8 months - the latest half-year review) that can be requested free of charge from LOYS AG, Barckhausstr. 10, 60325 Frankfurt am Main, from HAUCK & AUFHÄUSER INVESTMENT GESELLSCHAFT S.A., R.C.S.LUXEMBURG NR. B. 31.093, 1c, rue Gabriel Lippmann, L - 5365 Munsbach, as well as from representative in Switzerland ACOLIN Fund Services AG, Leutschenbachstrasse 50, 8050 Zurich, www.acolin.ch and from the paying agent in Switzerland, Frankfurter Bankgesellschaft (Schweiz) AG, Börsenstrasse 16, Postfach, 8022 Zürich). The paying and information agent in Germany is Hauck & Aufhäuser Privatbankiers KGaA, Kaiserstraße 24, D-60311 Frankfurt am Main. The units issued by this fund may only be offered for purchase or sold in jurisdictions in which such offer or sale is permitted. The units of this fund may not therefore be offered for purchase or sold within the USA or to or for the account of US citizens or US persons domiciled in the USA. This document and the information contained herein may not be distributed in the USA. The distribution and publication of this document and the offering or sale of the fund's units may be subject to restrictions in other jurisdictions as well.

The sales documents of the fund can be obtained free of charge from:
and paying agent in Switzerland

LOYS AG
Barckhausstr. 10
60325 Frankfurt am Main

and by the

LOYS Investment S.A.
1c, rue Gabriel Lippmann
5365 Munsbach

as well as

Schweizer Vertreter ACOLIN
Fund Services AG
Leutschenbachstrasse 50
8050 Zürich
www.acolin.ch

Frankfurter Bankgesellschaft (Schweiz) AG
Börsenstrasse 16
Postfach
CH-8022 Zürich

These documents may also be obtained from
the German Paying and Information Agent

Hauck & Aufhäuser Privatbankiers KGaA
Kaiserstraße 24
D-60311 Frankfurt am Main

Member of:

